



## Highlights






## A global leading expert

The Bott Group was established over 90 years ago and Bott Ltd have been manufacturing workplace storage equipment in the U.K. for over 40 years. Collectively the Bott Group has 3 European manufacturing sites.

bott's modern, flexible manufacturing capability and modular design ethos enables us to make most products to order & offer a comprehensive range combined with short lead times.

bott have also invested in green technologies such as rainwater harvesting, energy efficiency, solar power, intelligent lighting and waste stream recycling.



## Designed to perform, built to last

The Built to Last philosophy drives every aspect of bott's business. Its success is built on exceeding customer expectations.

Before any bott product goes on sale it undergoes a rigorous testing regime ranging from saltwater spray to load and wear tests meaning you can be sure that it's fit for purpose and have 100% confidence in its durability.

bott products have exceptionally high capacities from 100% extension, 200kg drawer options to 1 tonne U.D.L. rated benches.

Support is only a phone call away and we stand by our products to ensure they deliver for your business.

That's why all bott manufactured workplace products come with a **10-year extended guarantee.**

**Heavy Duty Cabinets**



- Heavy duty cabinets
- Housings can support up to 1.5 tonne U.D.L. capacity
- 75kg U.D.L. capacity drawers
- 100% extension drawer roller bearing slides
- Full range of division accessories
- Built to last with 10 year extended guarantee

**650mm Wide x 650mm Deep**

Model	Height (mm)	Width (mm)	Depth (mm)	Drawers (Qty x Front Height mm)	Order Ref.
A	800	650	650	2x 100, 2x 150, 1x 200	40019035.19V
B	900	650	650	3x 100, 2x 150, 1x 200	40019049.19V
C	900	650	650	5x 100, 2x 150	40019051.19V
D	1000	650	650	2x 75, 2x 100, 1x 150, 2x 200	40019063.19V



**A**



**B**




**C**



**D**

## 800mm Wide x 650mm Deep

Model	Height (mm)	Width (mm)	Depth (mm)	Drawers (Qty x Front Height mm)	Order Ref.
E	900	800	650	5x 100, 2x 150	40020041.19V
F	1000	800	650	2x 75, 2x 100, 1x 150, 2x 200	40020053.19V
G	1200	800	650	8x 100, 2x 150	40020065.19V
H	1600	800	650	4x 100, 2x 125, 3x 150, 2x 200	40020069.19V



## 1050mm Wide x 750mm Deep

Model	Height (mm)	Width (mm)	Depth (mm)	Drawers (Qty x Front Height mm)	Order Ref.
I	1000	1050	750	2x 75, 2x 100, 1x 150, 2x 200	40029021.19V
J	1000	1050	750	2x 75, 3x 100, 3x 150	40029025.19V
K	1200	1050	750	2x 75, 1x 100, 3x 150, 2x 200	40029031.19V
L	1600	1050	750	2x 100, 4x 150, 2x 200, 1x 300	40029035.19V



<b>Housing:</b>  RAL 7035 - light grey	<b>Top, bottom and fronts:</b> .19 .11 .16 .24 RAL 7016 - anthracite grey    RAL 3004 - crimson red	<b>Housing:</b>  RAL 7016 - anthracite grey	<b>Top, bottom and fronts:</b> .77 RAL 7016 - anthracite grey
--	--	---	---

## cubio | Mobile Cabinets

### Heavy Duty Mobile Cabinets

- Heavy duty mobile cabinets
- Up to 600kg U.D.L. capacity
- 50kg U.D.L. capacity drawers
- 100% extension drawer roller bearing slides
- Drawer blocking and safety interlocks
- Quality handle and castor set
- Top tray with inlaid mat
- Full range of division accessories
- Built to last with 10 year extended guarantee



### 650mm Wide x 650mm Deep

### 800mm Wide x 650mm Deep



Height (mm)	U.D.L. capacity	Drawers (Qty x Height mm)	Order Ref.
785	300kg	3x 100, 1x 200	40402023.19V
985	300kg	2x 75, 2x 100, 1x 150, 1x 200	40402035.19V

Height (mm)	U.D.L. capacity	Drawers (Qty x Height mm)	Order Ref.
785	600kg	2x 75, 2x 100, 1x 150	40402107.19V
1085	600kg	3x 100, 2x 150, 1x 200	40402063.19V

### 1050mm Wide x 650mm Deep x 885mm High

- Heavy duty combined drawer & cupboard maintenance trolleys
- 600kg U.D.L. capacity
- 50kg U.D.L. capacity drawers with 100% extension drawer roller bearing slides
- Drawer blocking and safety interlocks
- Quality handle and castor set, top tray with inlaid mat
- Full range of division accessories
- Cupboards have perfo lined doors and an adjustable galvanised steel shelf
- Built to last with 10 year extended guarantee



Drawers (Qty x Front Height mm) / Cupboard (Height mm)	Top Tray & Mat Order Ref.
1x 100, 2x 150, 1x 200 / 600 cupboard	41006006.19V

**Housing:**

RAL 7035 - light grey

**Top, bottom and fronts:**

RAL 7016 - anthracite grey

RAL 5010 - gentian blue

RAL 7035 - light grey

RAL 3004 - crimson red

**Housing:**

RAL 7016 - anthracite grey

**Top, bottom and fronts:**

RAL 7016 - anthracite grey

## cubio | Cupboards

### Heavy Duty Cupboards

- Heavy duty cupboards with lockable doors
- Housings can support up to 1.5 tonne U.D.L. capacity
- Lockable steel doors with perfo liner panels
- Galvanised steel shelves, 160kg U.D.L. capacity on 1300mm wide models, 100kg on 800mm / 1050mm
- 75kg U.D.L. capacity drawers
- Full range of division and backpanel accessories
- Built to last with 10 year extended guarantee



Models shown have perfo panel door liners. Louvre panel doors are also available, please ask for details.

### 1050mm / 1300mm Wide x 650mm Deep x 2000mm High



Width	Shelves	Drawers (Qty x Front Height)	Order Ref.
1050	3	3x 125	40021109.19V
1300	3	3x 125	40022087.19V
1050	2	4x 125	40021108.19V
1300	2	4x 125	40022088.19V
1050	3	9x 125	40021114.19V
1300	3	9x 125	40022089.19V

## Shelf Cupboards

### 525mm Wide x 525mm Deep

Height (mm)	Shelves	Order Ref.
600	1	40010095.19V
700	1	40010096.19V
800	2	40010097.19V
900	2	40010125.19V
1000	2	40010098.19V
1200	3	40010099.19V
extra shelf 525 x 525		42101006.51V

### 650mm Wide x 650mm Deep

Height (mm)	Shelves	Order Ref.
800	2	40019120.19V
900	2	40019163.19V
1000	2	40019121.19V
1200	3	40019122.19V
1600	3	40019158.19V
2000	4	40019125.19V
extra shelf 650 x 650		42101011.51V

### 800mm Wide x 525mm Deep

Height (mm)	Shelves	Order Ref.
800	2	40012077.19V
900	2	40012115.19V
1000	2	40012078.19V
1200	3	40012079.19V
1600	3	40012081.19V
2000	4	40012084.19V
extra shelf 800 x 525		42101014.51V

### 800mm Wide x 650mm Deep

Height (mm)	Shelves	Order Ref.
800	2	40020110.19V
900	2	40020144.19V
1000	2	40020111.19V
1200	3	40020112.19V
1600	3	40020114.19V
2000	4	40020117.19V
extra shelf 800 x 650		42101015.51V

### 1050mm Wide x 525mm Deep

Height (mm)	Shelves	Order Ref.
800	2	40013046.19V
900	2	40013077.19V
1000	2	40013047.19V
1200	3	40013048.19V
1600	3	40013050.19V
2000	4	40013053.19V
extra shelf 1050 x 525		42101018.51V

### 1050mm Wide x 650mm Deep

Height (mm)	Shelves	Order Ref.
800	2	40021094.19V
900	2	40021205.19V
1000	2	40021095.19V
1200	3	40021096.19V
1600	3	40021098.19V
2000	4	40021101.19V
extra shelf 1050 x 650		42101019.51V

### 1300mm Wide x 525mm Deep

Height (mm)	Shelves	Order Ref.
800	2	40014046.19V
900	2	40014066.19V
1000	2	40014047.19V
1200	3	40014048.19V
1600	3	40014050.19V
2000	4	40014053.19V
extra shelf 1300 x 525		42101022.51V

### 1300mm Wide x 650mm Deep

Height (mm)	Shelves	Order Ref.
800	2	40022046.19V
900	2	40022102.19V
1000	2	40022047.19V
1200	3	40022048.19V
1600	3	40022050.19V
2000	4	40022053.19V
extra shelf 1300 x 650		42101023.51V

#### Housing:

RAL 7035 - light grey

#### Top, bottom and fronts:

RAL 7016 - anthracite grey

RAL 5010 - gentian blue

RAL 7035 - light grey

RAL 3004 - crimson red

#### Housing:

RAL 7016 - anthracite grey

#### Top, bottom and fronts:

RAL 7016 - anthracite grey


# cubio | Framework Bench

## Heavy Duty Framework Benches



### Framework Bench

- Heavy duty, braced framework
- 40mm worktops
- Up to 1200kg U.D.L. capacity
- Fixed or adjustable height
- Optional suspended heavy duty cabinets
- Built to last with 10 year extended guarantee



#### Multiplex (mpx)

40mm, resin bonded, layered beech ply. A tough worktop suitable for most applications.

#### Lino

40mm overall with a 38mm particle board core and a 2mm linoleum surface with a durable plastic edge-banding. An easy clean, general duty top ideal for office, assembly and storage areas.

### 840mm High

Length	Depth	Mpx worktop	Lino worktop
		Order Ref.	Order Ref.
1500	750	41003082.16V	41003084.16V
1500	900	41004001.16V	41004021.16V
2000	750	41003178.16V	41003180.16V
2000	900	41004003.16V	41004023.16V

### 740 - 1140mm Adjustable Height

Length	Depth	Mpx worktop	Lino worktop
		Order Ref.	Order Ref.
1500	750	41003118.16V	41003120.16V
1500	900	41004125.16V	41004126.16V
2000	750	41003214.16V	41003216.16V
2000	900	41004127.16V	41004128.16V



## Suspension Channels

750mm deep benches use the 650mm deep cabinets, 900mm deep benches may use either the 650mm deep or 750mm deep cabinets.

To fix a cabinet a set of suspension channels is required. Choose the correct bench depth, the channels will fit both 650 and 750mm deep cabinets.

To Suit	Order Ref.
750 bench	41010026.16V
900 bench	41010093.16V



## 650mm Wide x 250mm / 400mm High Cabinets



A



B



C

Model	Drawers (Qty x Front Height mm) / Cupboard (Height mm)	650mm Deep	750mm Deep
		Order Ref.	Order Ref.
A	1x 150	40019001.19V	40027092.19V
B	2x 150	40019005.19V	40027108.19V
C	3x 100	40019009.19V	40027096.19V

## 650mm Wide x 600mm High Cabinets



D



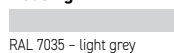
E



F

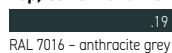
Model	Drawers (Qty x Front Height mm) / Cupboard (Height mm)	650mm Deep	750mm Deep
		Order Ref.	Order Ref.
D	500 door	40019118.19V	40027098.19V
E	2x 75, 1x 150, 1x 200	40019015.19V	40027100.19V
F	2x 75, 2x 100, 1x 150	40019152.19V	40027102.19V

**Housing:**

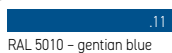


RAL 7035 - light grey

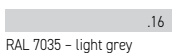
**Top, bottom and fronts:**



RAL 7016 - anthracite grey



RAL 5010 - gentian blue

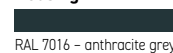


RAL 7035 - light grey



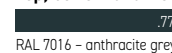
RAL 3004 - crimson red

**Housing:**



RAL 7016 - anthracite grey

**Top, bottom and fronts:**



RAL 7016 - anthracite grey

## cubio | Storage Bench

### Heavy Duty Storage Benches

- Allows easy cleaning beneath
- Up to 800kg U.D.L. capacity
- Full extension 75kg U.D.L. capacity drawers
- Mobile models have 125mm castors and 300kg U.D.L. capacity
- 40mm Mpx or Lino worktops
- 750mm deep x 840mm high
- Built to last with 10 year extended guarantee



A



B



C



D

Model	Width (mm)	Drawers / Cupboards	Mpx worktop	Lino worktop
			Order Ref.	Order Ref.
A	1500	2x 500 cupboards each with adjustable shelves	41002022.19V	41002024.19V
B	1500	2x 150, 1x 200 drawers, 500 cupboard with adjustable shelf	41002025.19V	41002027.19V
C	2000	2x 500 cupboards each with adjustable shelf, 2x 150, 1x 200 drawers	41002055.19V	41002057.19V
D	2000	4x 150, 1x 200 drawers, 2x 350 cupboard	41002064.19V	41002066.19V

## Mobile Storage Benches



E



F



G



H

Model	Width (mm)	Drawers / Cupboards	Mpx Worktop Order Ref.	Lino Worktop Order Ref.
E	1500	2x 150, 1x 200 drawers, 500 cupboard with adjustable shelf	41002100.19V	41002102.19V
F	1500	4x 150, 2x 200 drawers	41002106.19V	41002108.19V
G	2000	2x 150, 1x 200 drawers, 2x 500 cupboards each with adjustable shelf	41002124.19V	41002126.19V
H	2000	4x 150, 1x 200 drawers, 2x 350 cupboards	41002133.19V	41002135.19V



Housing:

 RAL 7035 - light grey

Top, bottom and fronts:


 .19 RAL 7016 - anthracite grey

 .11 RAL 5010 - gentian blue


 .16 RAL 7035 - light grey

 .24 RAL 3004 - crimson red

Housing:

 RAL 7016 - anthracite grey

Top, bottom and fronts:

 .77 RAL 7016 - anthracite grey

# CNC | Storage Systems

## bott CNC System

bott CNC storage systems protect your expensive tooling, maximising security for your valuable business assets.

The system is incorporates many options, from cupboards & trolleys to workbench-mounted units.

- Fits almost all CNC tool types
- Integrates with the bott cubio and perfo ranges
- Static and mobile options



## CNC Storage Cabinets

For high volume storage with ease of access and security CNC tooling may be stored in one of the bott cubio static or mobile cabinets and cupboards.

The cabinets will accept either the tool carriers via drawer brackets or direct into a drawer frame

Both systems work with a wide selection of cabinet sizes.



## CNC Storage Cupboards

Cupboards may also use these drawer options in addition there are sliding and static shelf options.

The ideal cupboard is 800 or 1050mm wide x 525mm deep. These are available with either perfo or louvre lined doors and in a variety of heights.

- 800mm or 1050mm wide x 525mm deep
- Choice of heights 800mm - 2000mm
- perfo or louvre door liner panels
- 75kg U.D.L. capacity drawers for drawer frames
- For carrier storage use the carrier holding shelf
- Empty housings shown below, add accessories as required



## Cupboard Housing

Cupboard Height	800mm wide		1050mm wide	
	Perfo Doors	Louvre Doors	Perfo Doors	Louvre Doors
	Order Ref.	Order Ref.	Order Ref.	Order Ref.
800	40012049.11V	40012050.11V	40013009.11V	40013010.11V
1000	40012053.11V	40012054.11V	40013013.11V	40013014.11V
1200	40012055.11V	40012056.11V	40013015.11V	40013016.11V
1600	40012057.11V	40012058.11V	40013017.11V	40013018.11V
2000	40012059.11V	40012060.11V	40013019.11V	40013020.11V

## Sliding Shelf Frame



Supplied as an empty frame for use with the tool holding inserts detailed on page 16.

- Roller bearing slides, 75kg U.D.L. load capacity
- Overall height is 220mm
- 3 Rows per sliding shelf frame
- 24 sections per row (800mm wide models)
- 33 sections per row (1050mm wide models)

Cupboard Width	Cupboard Depth	Order Ref.
800mm	525mm	40523002.16V
1050mm	525mm	40523005.16V

## Tool Carrier - Sliding Shelves



Supplied empty as a frame for use with the tool carriers, 3 tool carriers may be located in each shelf. For tool carriers see page 18.

- Roller bearing slides, 75kg U.D.L. load capacity
- Overall height is 220mm

Cupboard Width	Cupboard Depth	Carrier Capacity	Order Ref.
800mm	525mm	3	40523001.16V

## Drawer Pan



125mm or 175mm high drawers with 75kg U.D.L. capacity on smooth action roller bearing slides.

Adjustable on a 25mm vertical pitch.

Cupboard Size (mm)	125mm High Drawer
	Order Ref.
800 x 525	40522013.16V
1050 x 525	40522017.16V

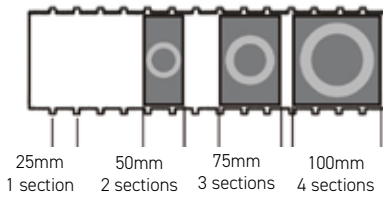
Cupboard Size (mm)	175mm High Drawer
	Order Ref.
800 x 525	40522015.16V
1050 x 525	40522019.16V

# CNC | Storage Systems

## Tool Holding Inserts

The core of the system are the easy fit tool holding inserts.

50, 75 or 100mm wide depending on model, they simply clip into the metal carrier or frame.



To calculate the insert capacity compare the tool type sections with the available sections per row in the metal carrier or holder.

A blank holder is available for other tool sizes. The solid plug is removed for machining to the required bore dimensions.

All inserts have a taper bore except VDI models. Top diameter shown.

The insert sits 32mm above the metal carrier or holder.

**Tool Holding Inserts**


Tool Type	Diameter (mm)	Sections	Width (mm)	Order Ref.
ISO30 / BT30 / SK30 / Morse 3	28	2	50	15002041
HSK - A40 / C40 / E40 / F40 / B50	30	2	50	15002042
HSK - A 32 / C32 / E32 / F32 / B40	24	2	50	15002043
Capto C3	23	2	50	15002093
Capto C4	29	2	50	15002094
VDI 30	30	3	75	15002044
VDI 40	40	3	75	15002045
ISO 35 / BT 35 / SK35 / Morse 4	35	3	75	15002046
ISO 40 / BT40 / SK40	41	3	75	15002047
ISO 45 / BT45 / SK45 / Morse 5	49	3	75	15002048
HSK - A50 / C50 / E50 / F50 / B63 / F63	38	3	75	15002049
HSK - A63 / C63 / E63 / B80	48	3	75	15002050
Capto C5	37	3	75	15002095
Capto C6	46	3	75	15002096
VDI 50	50	4	100	15002051
VDI 60	60	4	100	15002052
ISO 50 / BT 50 / SK50	67	4	100	15002053
HSK - A80 / C80 / E80 / F80 / B100	60	4	100	15002054
HSK - A100 / C100 / E100 / F100 / B125	75	4	100	15002055
Blank for Customising	\	4	100	15002056



## Tool Carrier - Drawer Brackets

Tool carriers may be mounted within the drawers using the accessory bracket set.

The ideal cabinet is 800mm wide x 650mm deep but the system will work with the larger sizes. Up to 3 carriers may be stored in each drawer.



Carriers locate onto the drawer brackets.



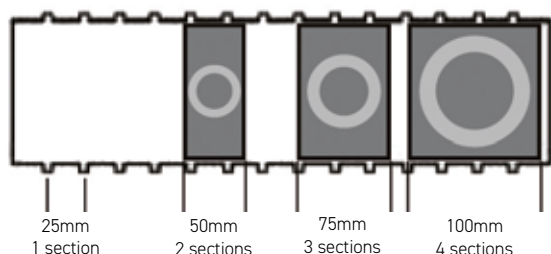
800mm x 650mm cabinet with carrier brackets.

Item	Order Ref.
Carrier Brackets	43013031.51V


## Drawer Frames & Inserts

The tool holding inserts shown on page 16 clip into the drawer frames which have 2, 3 or 4 rows.

Drawer frames are available in 80 and 125mm heights to suit the tooling shank length. Choose a cabinet drawer front height large enough to accommodate your tooling's overall length.



Any combination of CNC inserts may be used together in a single row up to the maximum number of sections per row.



Empty drawer frame - add required inserts.



Cabinet Width (mm)	Cabinet Depth (mm)	Rows	Sections Per Row	80mm high	125mm high
				Order Ref.	Order Ref.
650	650	3	20	43013013.16V	43013014.16V
800	525	2	26	43013005.16V	43013006.16V
800	650	3	26	43013015.16V	43013016.16V
1050	525	2	36	43013007.16V	43013008.16V
1050	750	4	36	43013027.16V	43013028.16V

# CNC | Storage Systems

## Tool Carriers

For use freestanding or in conjunction with trolleys, cupboards, benches and cabinets. Grab handles at each end allow for easy transportation.

Supplied with tool storage inserts for the most popular styles or empty for custom configurations.



Dimensions (mm) - 590 wide x 125 deep x 110 high

Kitted Tool Carriers		
Capacity	Tool Type	Order Ref.
10	ISO30 / BT30 / MT3	15001012.16
6	ISO40 / BT 40	15001014.16
5	ISO50 / BT50	15001016.16
6	VDI30	15001017.16
6	VDI40	15001018.16
5	VDI50	15001019.16
6	HSK - A63 / B80	15001024.16
5	HSK - A100 / B125	15001026.16

Empty Tool Carrier		
Rows	Sections	Order Ref.
1	20	15001007.16

## Carrier Trolleys

### Compact Trolley (Left)

- Fixed Position
- Carriers fit directly into the trolley
- 650mm wide x 710mm deep x 1020mm high
- Supplied empty, add the required carriers
- 300kg total capacity

### High Capacity Trolley (Right)

- Adjustable Position
- Each carrier requires a pair of carrier brackets
- An optional end shelf is available
- 670mm wide x 600mm deep x 985mm high
- Supplied empty, add the required carriers
- 300kg total capacity



Item	Order Ref.
Compact Trolley	10401030.16
High Capacity Trolley	10401029.16
End Shelf (HC Trolley only)	12102084.16
Carrier Bracket Set (HC Trolley only)	15003011.16

## Tool Carrier - Bench Stand

- Allows tool carriers to be stored on any worktop
- Will hold 3 tool carriers (not included)
- 600mm wide x 450mm deep x 375mm high

Item	Order Ref.
Bench Stand for 3x Tool Carriers	15001003.16



## Tool Blocks

Steel tool blocks for use freestanding or in conjunction with louvre panels.

Blocks are 233mm wide x 158mm deep x 139mm high. The most popular styles are shown complete with tool holding inserts, for other types use the empty block and add the required inserts from page 16.

Tools Stored	Tool Type	Order Ref.
4	ISO30 / BT 30 / MT3	15002057.16
3	ISO40 / BT 40	15002059.16
2	ISO50 / BT50	15002061.16
3	VDI30	15002062.16
3	VDI40	15002063.16
2	VDI50	15002064.16
3	HSK A63 / B80	15002069.16
2	HSK A80 / B100	15002070.16



Empty Tool Block		
Rows	Sections	Order Ref.
1	9	13013054.16

## Tool Block - Freestanding Louvre Panels



Double sided starter rack shown complete with tool blocks and optional base shelf, add the required tool blocks from opposite to the empty rack of choice.

Freestanding rack utilising the horizontal louvre panels. Available in single and double sided formats, starter and add on styles.

Up to 32 tool blocks may be used on each side. A base shelf for long tooling is available as an option.

1015mm wide x 452 / 905mm deep x 1835mm high.



Optional base shelf kit.

Format	Style	Depth (mm)	Order Ref.
Single Sided	Starter	452	12102092.19
Double Sided	Starter	905	12102094.19
Single Sided	Add on	452	12102093.19
Double Sided	Add on	905	12102095.19
Base Shelf			12102096.16

## perfo | Panel & Hook Kits

### perfo System

- Rigid, high strength panels
- Use perfo panels with zinc plated steel accessories
- Ideally suited for easy access tool storage.
- Accessories to suit almost all hand tools
- Louvre panels work with hook on plastic bins
- Perfect for high capacity component storage
- Pre-selected accessory kits allow easy ordering
- Available in wall mount, mobile and cupboard versions
- Built to last with 10 year extended guarantee




### perfo Panels

- Fully flanged and reinforced to aid rigidity
- Dimensions based around hole pitch, may be used side by side or end to end
- Reinforced mounting points
- Built to last with 10 year extended guarantee



Backstrips reinforce and stiffen panels



Width (mm)	Height (mm)	Order Ref.
495	457	14025115.19
990	457	14025117.19
1486	457	14025118.19

# Hook Kits

Item	Hooks	Usage /Approx Panel Area M <sup>2</sup>	Order Ref.
A	10	Doors -	14031410
B	11	Doors -	14030064
C	15	0.25	14031427
D	15	0.50	14031411
E	20	1.00	14031412
F	21	1.25	14031418
G	25	1.50	14030101
H	30	1.50	14031413
I	40	1.75	14031414
J	60	2.75	14031415
K	80	4.00	14031416



**Panels:**  
.19 .11 .16 .24  
 RAL 7016 – anthracite grey    RAL 5010 – gentian blue    RAL 7035 – light grey    RAL 3004 – crimson red

# perfo | Wall Cupboards, Louvre Panels & Bins

## Wall Cupboards

- Lockable steel cupboards
- perfo door liner panels and backpanels
- Optional galvanised, 75kg U.D.L. capacity shelves
- Built to last with 10 year extended guarantee



### 1050 Wide x 350 Deep x 700 High perfo (mm)

Internal Fittings	Order Ref.
Empty	40031053.19V
40 piece hook kit	40031055.19V
1x Galvanised shelf	40031054.19V
Additional galvanised shelf	42101069.51V


### 1050 Wide x 350 Deep x 1000 High perfo (mm)

Internal Fittings	Order Ref.
Empty	40031062.19V
40 piece hook kit	40031067.19V
1x Galvanised shelf	40031069.19V
Additional galvanised shelf	42101069.51V

## Louvre Wall Panels

### Horizontal Panels


- Fully flanged and reinforced to aid rigidity
- Reinforced mounting points
- Epoxy powder coated finish



Width (mm)	Height (mm)	Order Ref.
495	457	14025137.19
990	457	14025139.19
1486	457	14025140.19

### Vertical Panels

- A more economic option
- Flanged to aid rigidity
- Epoxy powder coated finish



Width (mm)	Height (mm)	Order Ref.
457	495	14025147.19
457	990	14025148.19
457	1486	14025149.19

## Plastic Bins

- Quality rigid bins with reinforced sides
- Resistant to most acids, alkalis, greases and oils
- Resistant to temperatures from -35°C to +80°C
- Use with louvred panels\* or cupboard shelves
- Stackable and suitable for roller conveyors
- Manufactured from high density polyethylene
- Label included



\* The No.5 bin should be used on shelves only. Bins are supplied in kit quantities only

Item	Dimensions W x D x H (mm)	Litre	Kit Qty	Green	Blue	Red	Yellow
No.1	103 x 90 x 55	0.40	24	13031016	13031017	13031018	13031019
No.1b	103 x 120 x 62	0.75	24	13031130	13031131	13031132	13031133
No.2	103 x 165 x 83	1.00	24	13031026	13031027	13031028	13031029
No.3	145 x 240 x 125	3.50	24	13031036	13031037	13031038	13031039
No.4	207 x 345 x 165	10.00	12	13020422	13020417	13020432	13020412
No.5	303 x 485 x 190	30.00	6	13020423	13020418	13020433	13020413



Photo courtesy of © Scott Wigglesworth

<b>Housing:</b>	<b>Top, bottom and fronts:</b>	<b>Housing:</b>	<b>Top, bottom and fronts:</b>
RAL 7035 - light grey	RAL 7016 - anthracite grey   RAL 5010 - gentian blue   RAL 7035 - light grey   RAL 3004 - crimson red	RAL 7016 - anthracite grey	RAL 7016 - anthracite grey



If you have any questions about bott products or would like to place an order by telephone, the bott customer service team will be happy to assist:  
tel: **+44(0)1288 357788** email: **info@bottltd.com**

**[www.bottltd.co.uk](http://www.bottltd.co.uk)**

Bott Ltd, Bude - Stratton Business Park, Bude, Cornwall, EX23 8LY

Phone: +44 (0)1288 357788

If you have already agreed to your data being used for promotional purposes and should then change your mind, please send your subsequent revocation by e-mail to [nfo@bottltd.co.uk](mailto:nfo@bottltd.co.uk).